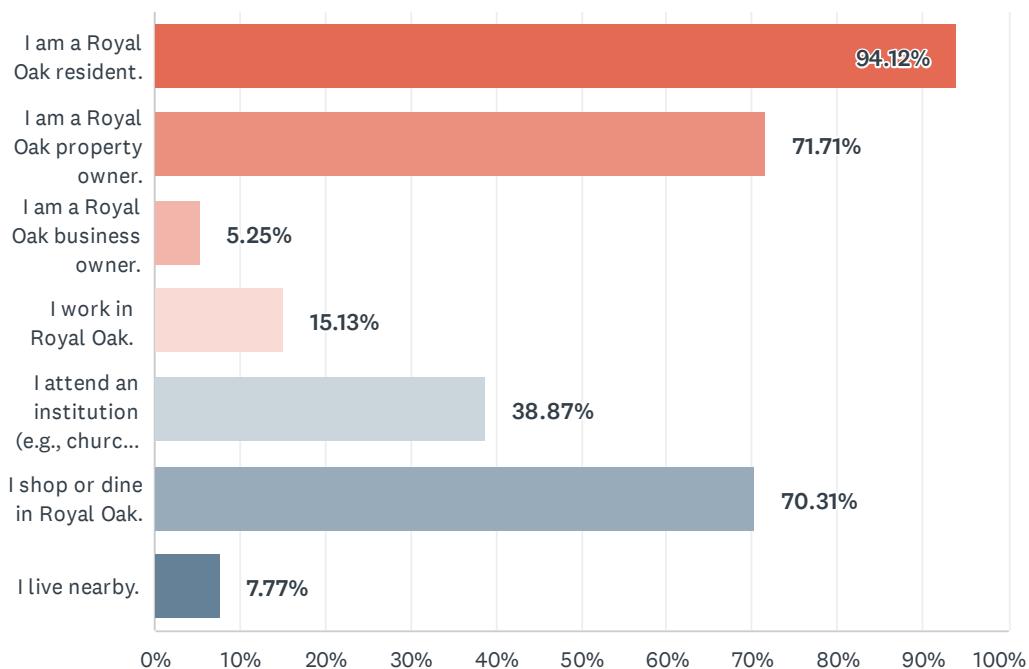


Q1 Please select all that apply to you:

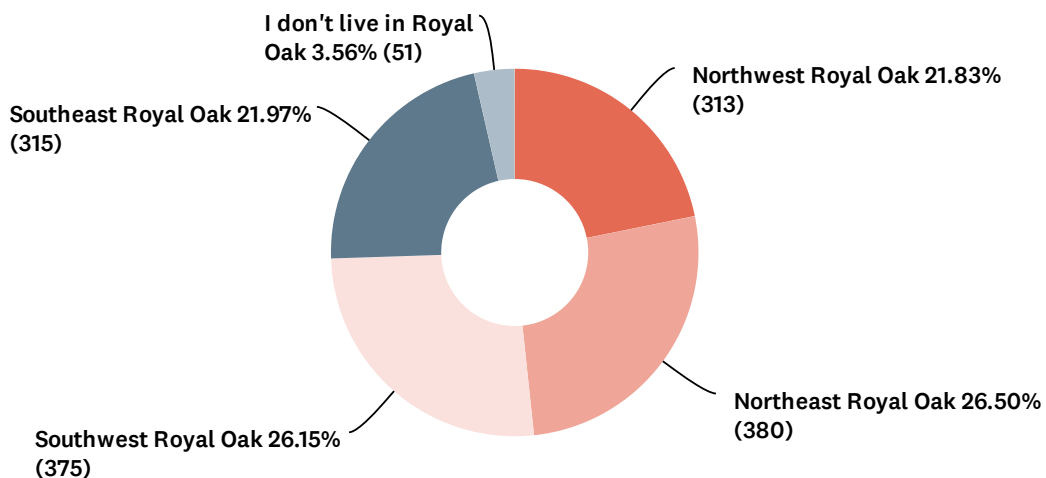
Answered: 1,428 Skipped: 6



ANSWER CHOICES	RESPONSES	
I am a Royal Oak resident.	94.12%	1,344
I am a Royal Oak property owner.	71.71%	1,024
I am a Royal Oak business owner.	5.25%	75
I work in Royal Oak.	15.13%	216
I attend an institution (e.g., church, library, etc.) in Royal Oak.	38.87%	555
I shop or dine in Royal Oak.	70.31%	1,004
I live nearby.	7.77%	111
Total Respondents: 1,428		

Q2 If you live in Royal Oak, in which area do you live? Please refer to the map below.

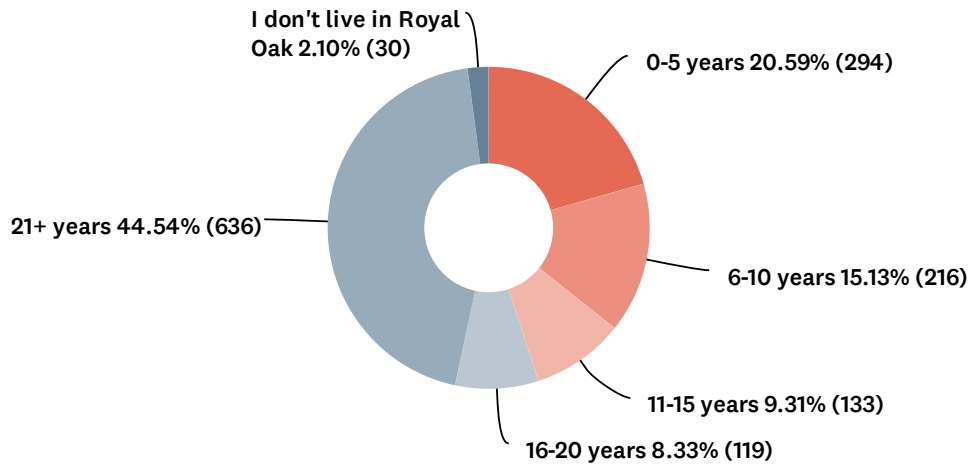
Answered: 1,434 Skipped: 0



ANSWER CHOICES	RESPONSES	
Northwest Royal Oak	21.83%	313
Northeast Royal Oak	26.50%	380
Southwest Royal Oak	26.15%	375
Southeast Royal Oak	21.97%	315
I don't live in Royal Oak	3.56%	51
TOTAL		1,434

Q3 How long have you lived or worked in Royal Oak?

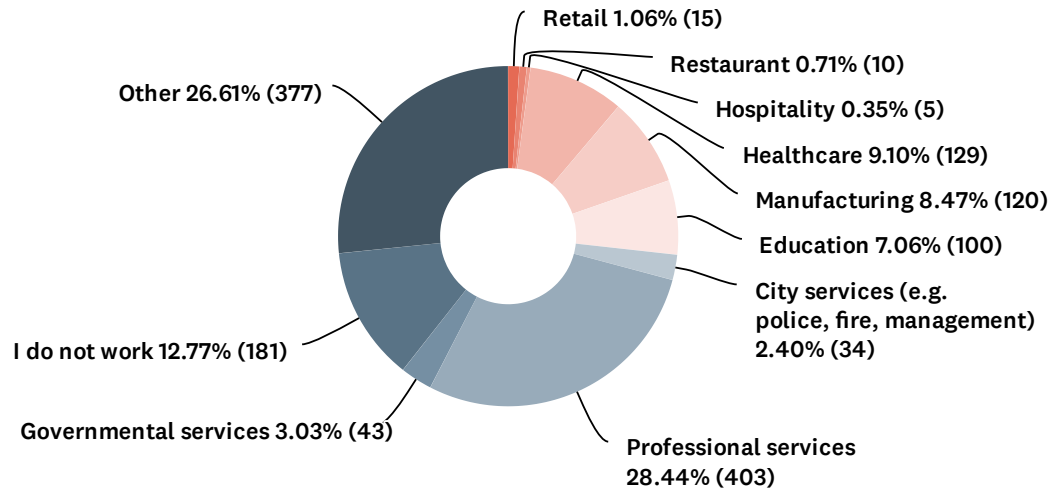
Answered: 1,428 Skipped: 6



ANSWER CHOICES	RESPONSES	
0-5 years	20.59%	294
6-10 years	15.13%	216
11-15 years	9.31%	133
16-20 years	8.33%	119
21+ years	44.54%	636
I don't live in Royal Oak	2.10%	30
TOTAL		1,428

Q4 Do you work in:

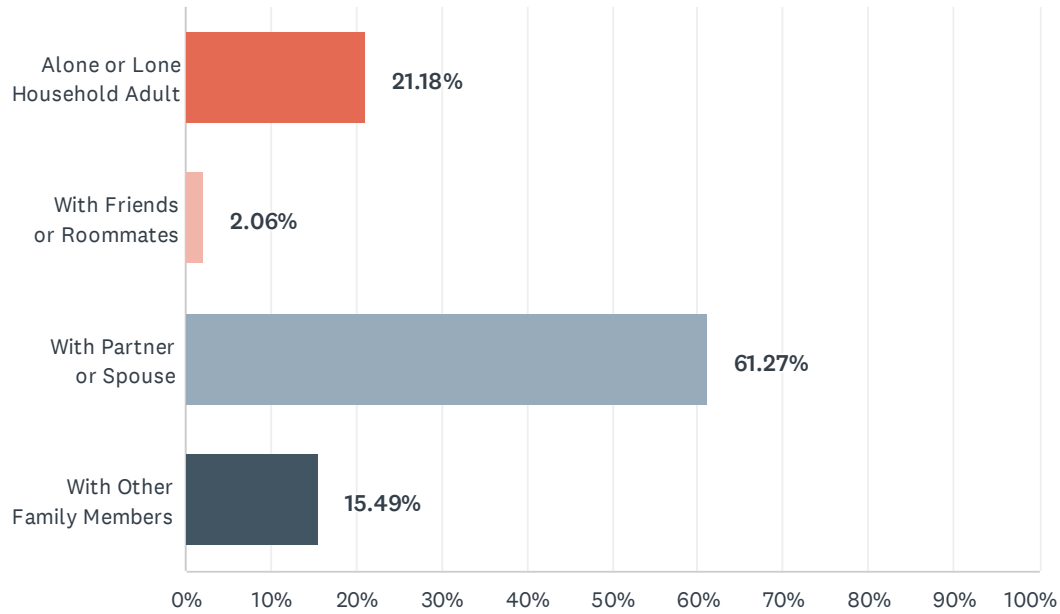
Answered: 1,417 Skipped: 17



ANSWER CHOICES	RESPONSES	
Retail	1.06%	15
Restaurant	0.71%	10
Hospitality	0.35%	5
Healthcare	9.10%	129
Manufacturing	8.47%	120
Education	7.06%	100
City services (e.g. police, fire, management)	2.40%	34
Professional services	28.44%	403
Governmental services	3.03%	43
I do not work	12.77%	181
Other	26.61%	377
TOTAL		1,417

Q5 What is your household composition?

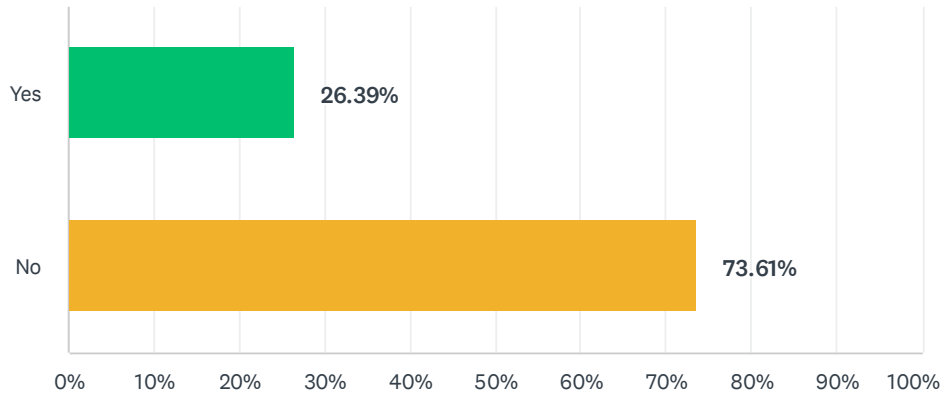
Answered: 1,407 Skipped: 27



ANSWER CHOICES	RESPONSES	
Alone or Lone Household Adult	21.18%	298
With Friends or Roommates	2.06%	29
With Partner or Spouse	61.27%	862
With Other Family Members	15.49%	218
TOTAL		1,407

Q6 Are there children under the age of 18 in your household?

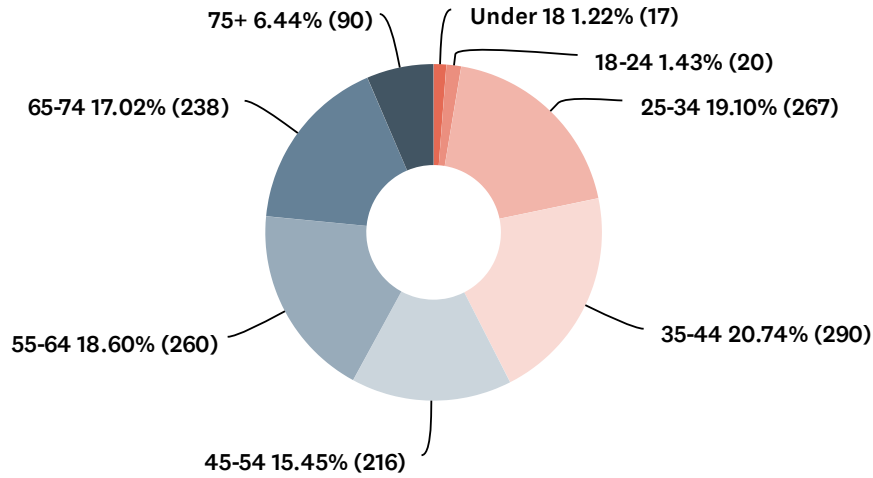
Answered: 1,402 Skipped: 32



ANSWER CHOICES	RESPONSES	
Yes	26.39%	370
No	73.61%	1,032
TOTAL		1,402

Q7 What is your age?

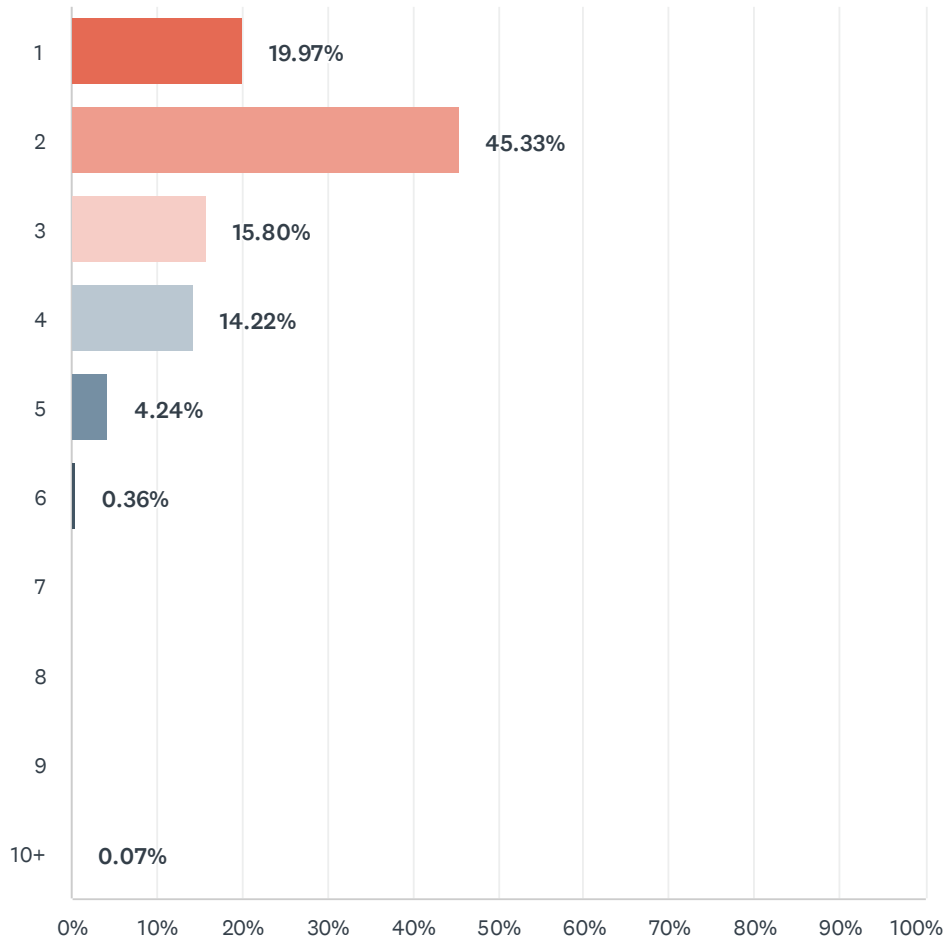
Answered: 1,398 Skipped: 36



ANSWER CHOICES	RESPONSES	
Under 18	1.22%	17
18-24	1.43%	20
25-34	19.10%	267
35-44	20.74%	290
45-54	15.45%	216
55-64	18.60%	260
65-74	17.02%	238
75+	6.44%	90
TOTAL		1,398

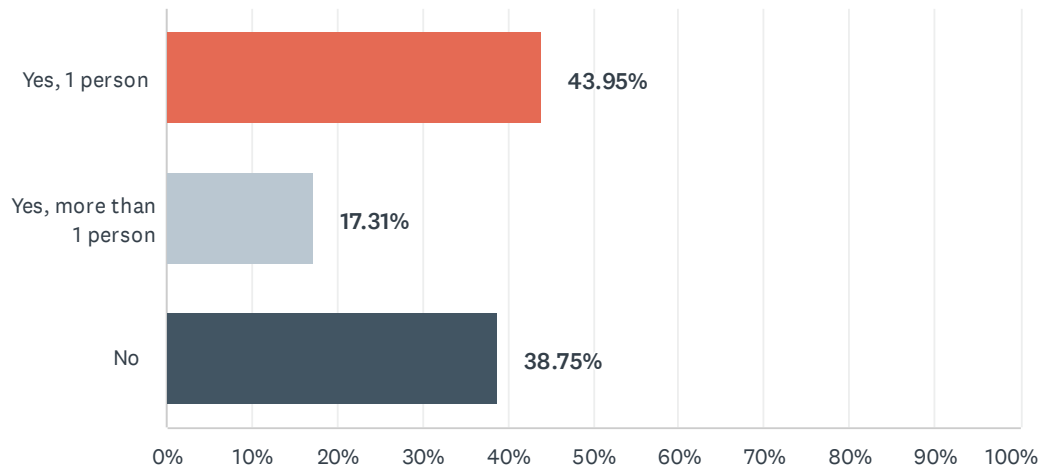
Q8 How many people live in your household?

Answered: 1,392 Skipped: 42



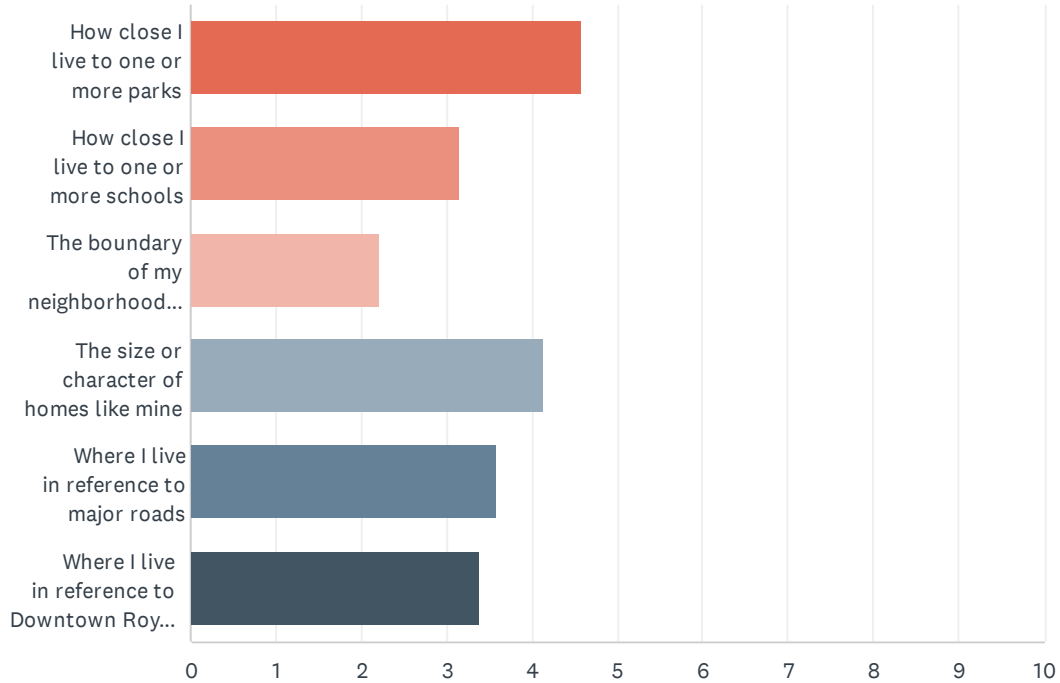
Q9 Do you or others in your household work from home?

Answered: 1,404 Skipped: 30



Q10 Please rank the following elements based on how strongly you feel they define your neighborhood (1 / top means most, 6 / bottom means least)

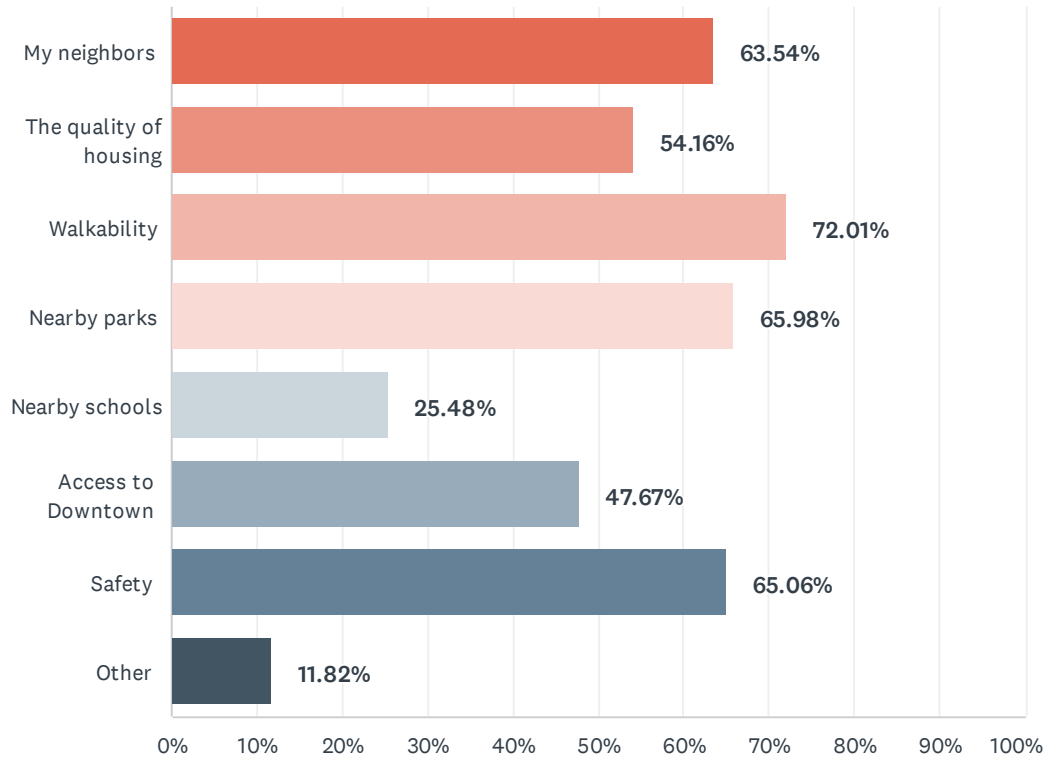
Answered: 1,313 Skipped: 121



	1	2	3	4	5	6	TOTAL	SCORE
How close I live to one or more parks	30.27% 385	27.75% 353	21.15% 269	13.21% 168	5.35% 68	2.28% 29	1,272	4.58
How close I live to one or more schools	9.27% 119	15.73% 202	15.73% 202	18.22% 234	23.52% 302	17.52% 225	1,284	3.16
The boundary of my neighborhood association	2.89% 37	7.11% 91	11.02% 141	12.51% 160	20.95% 268	45.50% 582	1,279	2.22
The size or character of homes like mine	27.12% 349	18.57% 239	16.78% 216	20.36% 262	12.28% 158	4.90% 63	1,287	4.13
Where I live in reference to major roads	13.54% 175	17.57% 227	19.50% 252	20.28% 262	21.05% 272	8.05% 104	1,292	3.58
Where I live in reference to Downtown Royal Oak	18.08% 235	14.08% 183	15.54% 202	14.69% 191	15.69% 204	21.92% 285	1,300	3.38

Q11 What are the best aspects of living in your neighborhood?

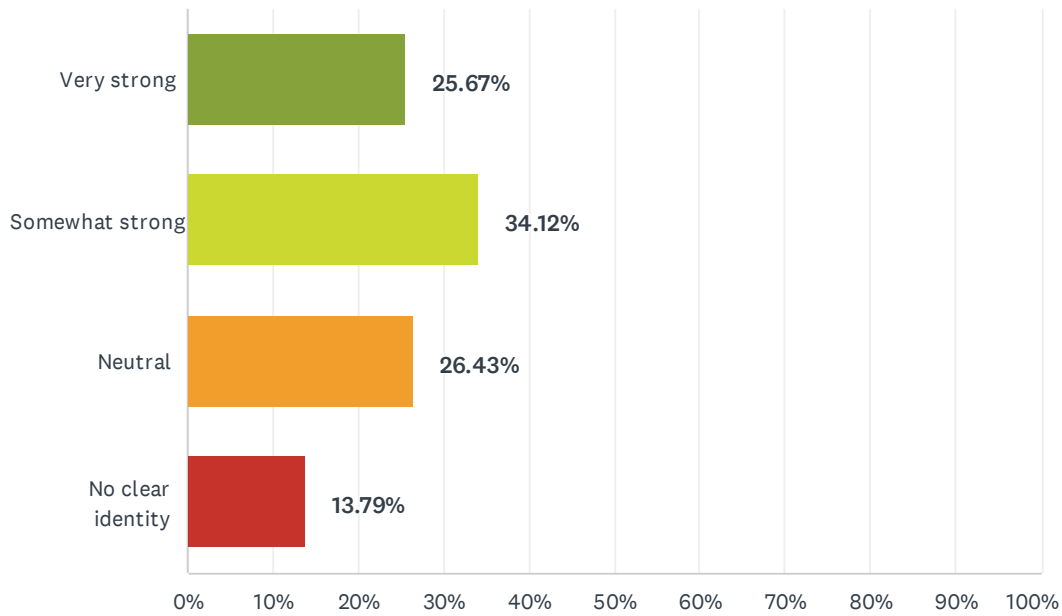
Answered: 1,311 Skipped: 123



ANSWER CHOICES	RESPONSES
My neighbors	63.54% 833
The quality of housing	54.16% 710
Walkability	72.01% 944
Nearby parks	65.98% 865
Nearby schools	25.48% 334
Access to Downtown	47.67% 625
Safety	65.06% 853
Other	11.82% 155
Total Respondents: 1,311	

Q12 How strong is your neighborhood identity?

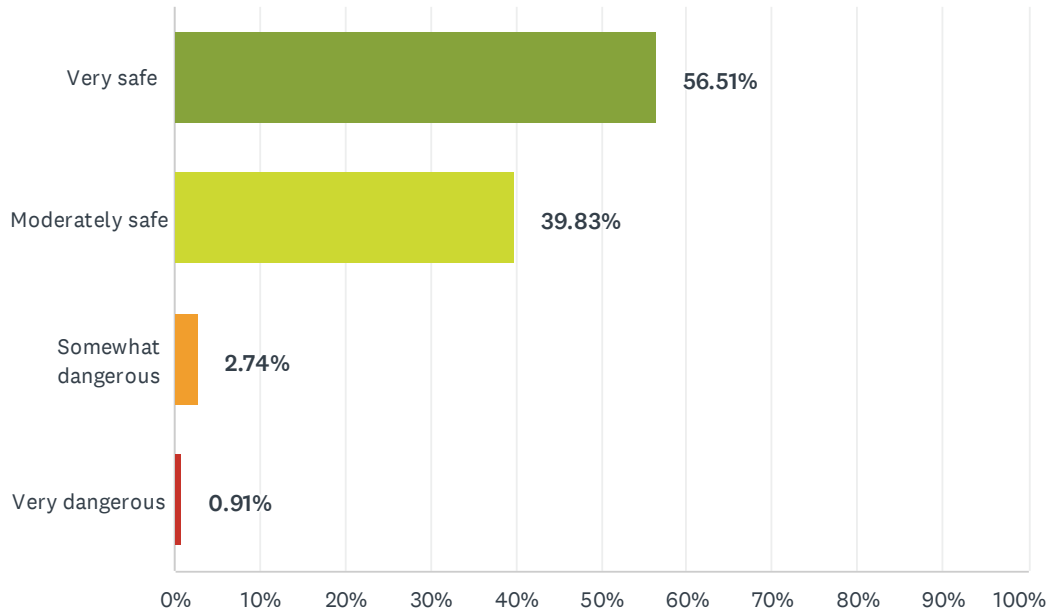
Answered: 1,313 Skipped: 121



ANSWER CHOICES	RESPONSES	
Very strong	25.67%	337
Somewhat strong	34.12%	448
Neutral	26.43%	347
No clear identity	13.79%	181
TOTAL		1,313

Q13 How safe are your neighborhood streets?

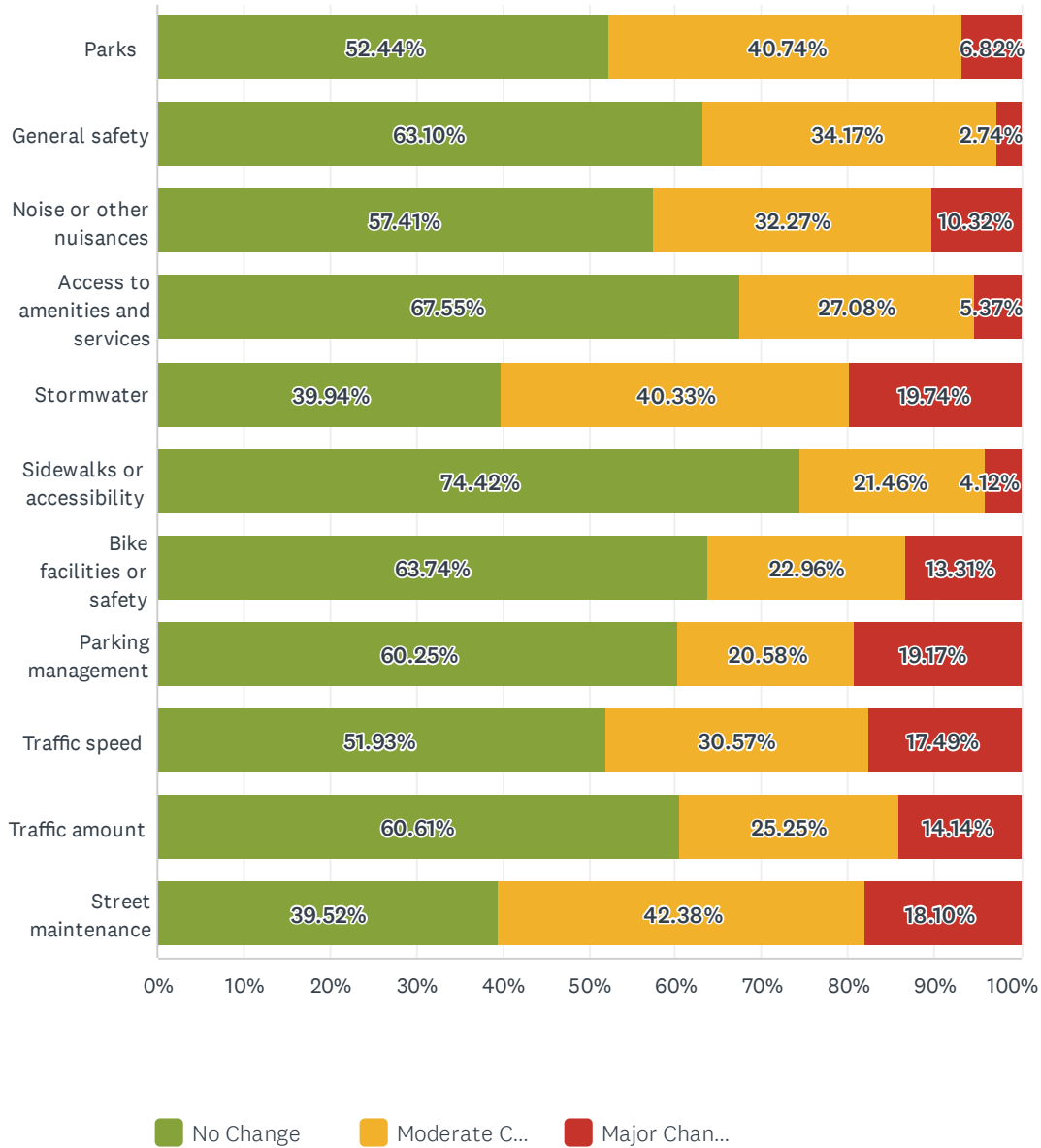
Answered: 1,313 Skipped: 121



ANSWER CHOICES	RESPONSES	
Very safe	56.51%	742
Moderately safe	39.83%	523
Somewhat dangerous	2.74%	36
Very dangerous	0.91%	12
TOTAL		1,313

Q14 What needs the most change from its current condition in your neighborhood?

Answered: 1,314 Skipped: 120

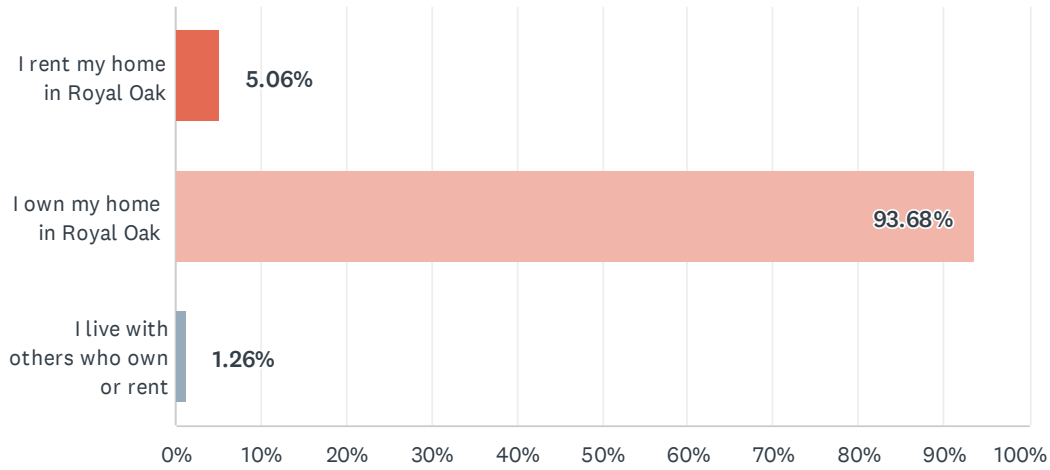


Royal Oak Master Plan Survey #1

	NO CHANGE	MODERATE CHANGE	MAJOR CHANGE	TOTAL	WEIGHTED AVERAGE
Parks	52.44% 677	40.74% 526	6.82% 88	1,291	1.54
General safety	63.10% 807	34.17% 437	2.74% 35	1,279	1.40
Noise or other nuisances	57.41% 740	32.27% 416	10.32% 133	1,289	1.53
Access to amenities and services	67.55% 868	27.08% 348	5.37% 69	1,285	1.38
Stormwater	39.94% 514	40.33% 519	19.74% 254	1,287	1.80
Sidewalks or accessibility	74.42% 957	21.46% 276	4.12% 53	1,286	1.30
Bike facilities or safety	63.74% 819	22.96% 295	13.31% 171	1,285	1.50
Parking management	60.25% 773	20.58% 264	19.17% 246	1,283	1.59
Traffic speed	51.93% 671	30.57% 395	17.49% 226	1,292	1.66
Traffic amount	60.61% 780	25.25% 325	14.14% 182	1,287	1.54
Street maintenance	39.52% 511	42.38% 548	18.10% 234	1,293	1.79

Q15 What is your current housing status?

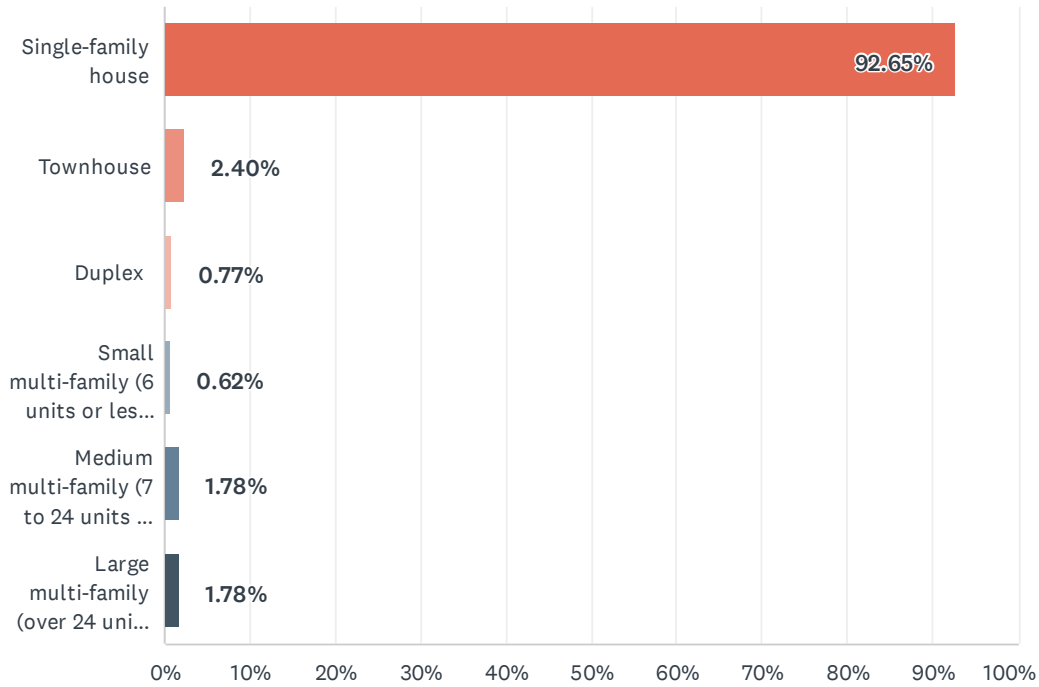
Answered: 1,295 Skipped: 139



ANSWER CHOICES	RESPONSES	
I rent my home in Royal Oak	5.06%	64
I own my home in Royal Oak	93.68%	1,185
I live with others who own or rent	1.26%	16
TOTAL		1,265

Q16 What best describes your current home?

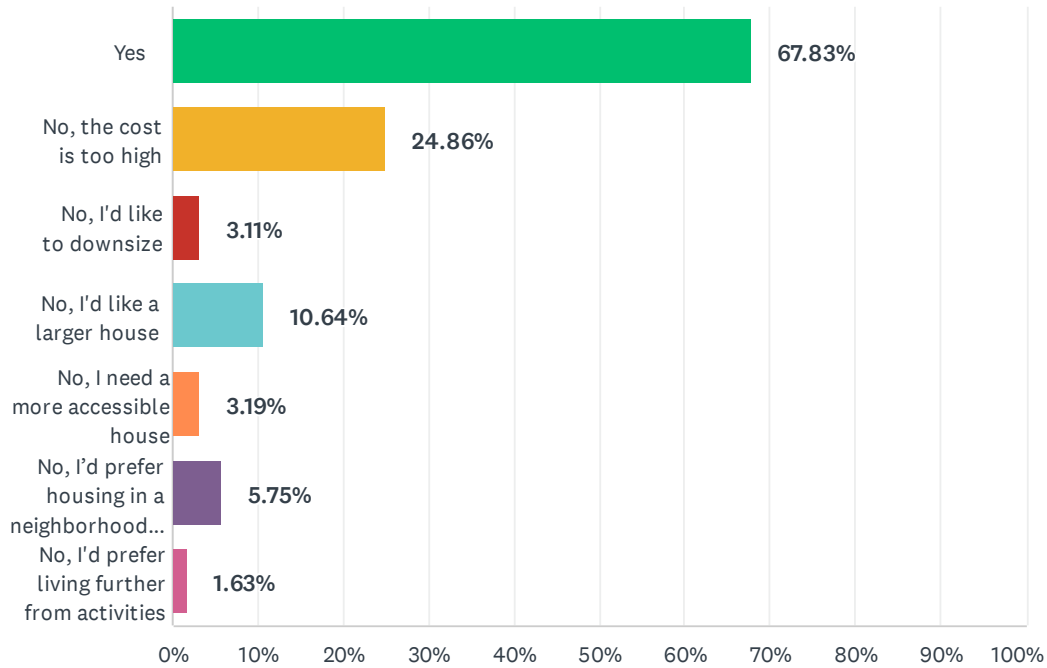
Answered: 1,292 Skipped: 142



ANSWER CHOICES	RESPONSES	
Single-family house	92.65%	1,197
Townhouse	2.40%	31
Duplex	0.77%	10
Small multi-family (6 units or less per property)	0.62%	8
Medium multi-family (7 to 24 units per property)	1.78%	23
Large multi-family (over 24 units per property)	1.78%	23
TOTAL		1,292

Q17 Do existing housing options in Royal Oak meet your needs? (select all that apply)

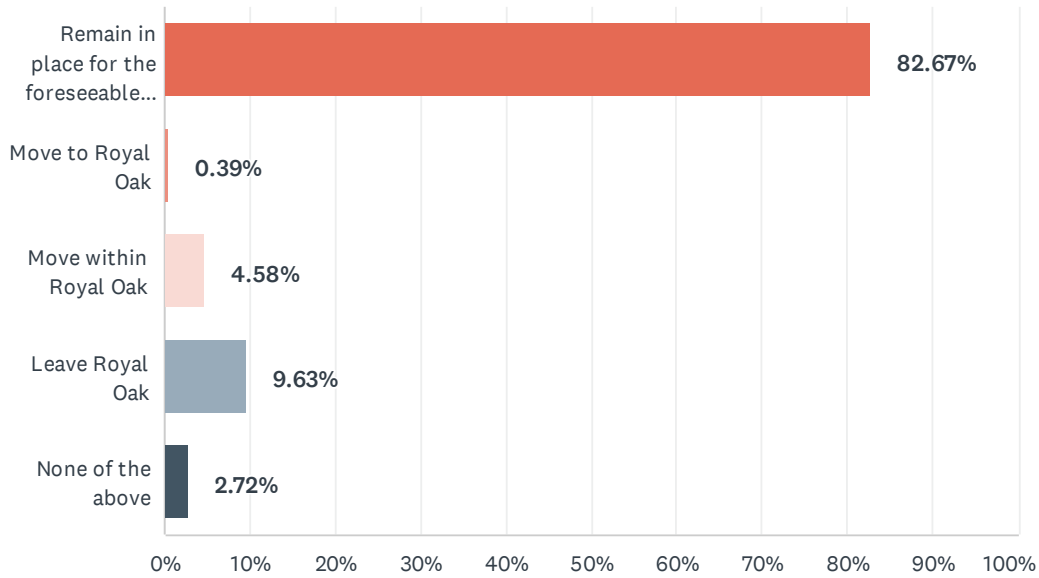
Answered: 1,287 Skipped: 147



ANSWER CHOICES	RESPONSES	
Yes	67.83%	873
No, the cost is too high	24.86%	320
No, I'd like to downsize	3.11%	40
No, I'd like a larger house	10.64%	137
No, I need a more accessible house	3.19%	41
No, I'd prefer housing in a neighborhood with more access to services and amenities	5.75%	74
No, I'd prefer living further from activities	1.63%	21
Total Respondents: 1,287		

Q18 I plan to:

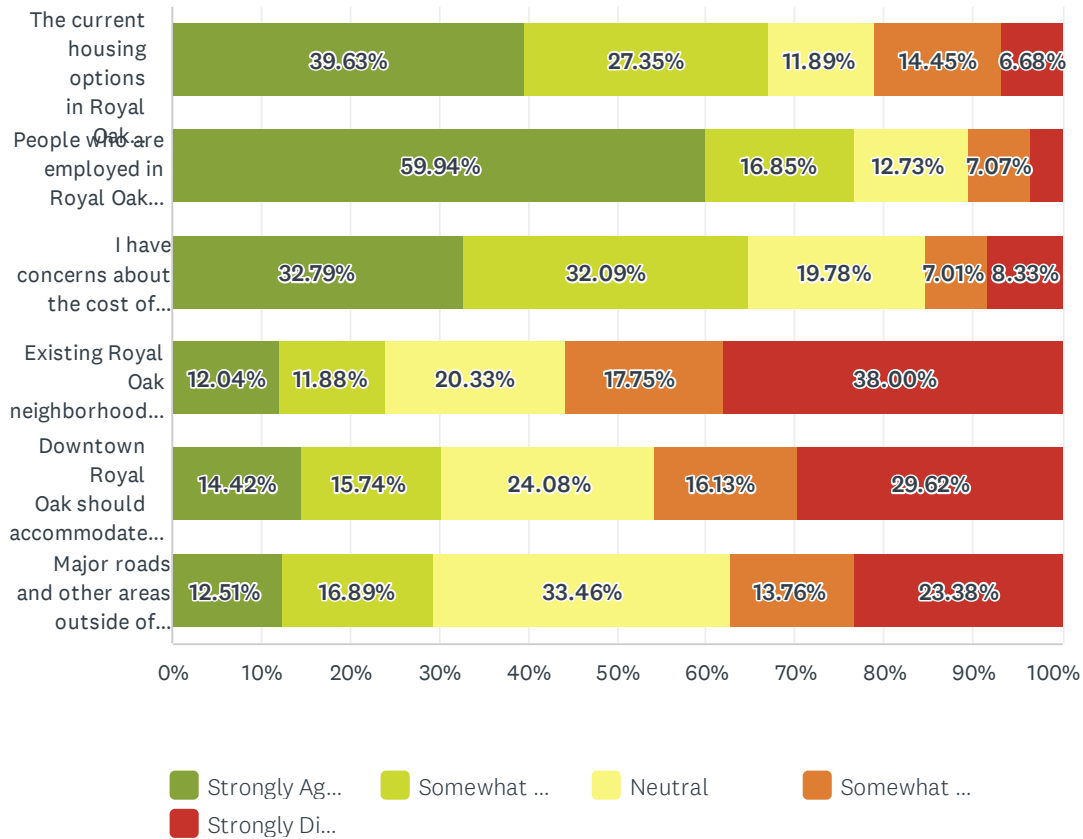
Answered: 1,287 Skipped: 147



ANSWER CHOICES	RESPONSES	
Remain in place for the foreseeable future	82.67%	1,064
Move to Royal Oak	0.39%	5
Move within Royal Oak	4.58%	59
Leave Royal Oak	9.63%	124
None of the above	2.72%	35
TOTAL		1,287

Q19 Please indicate the extent to which you agree with the following statements regarding the future of housing options in Royal Oak:

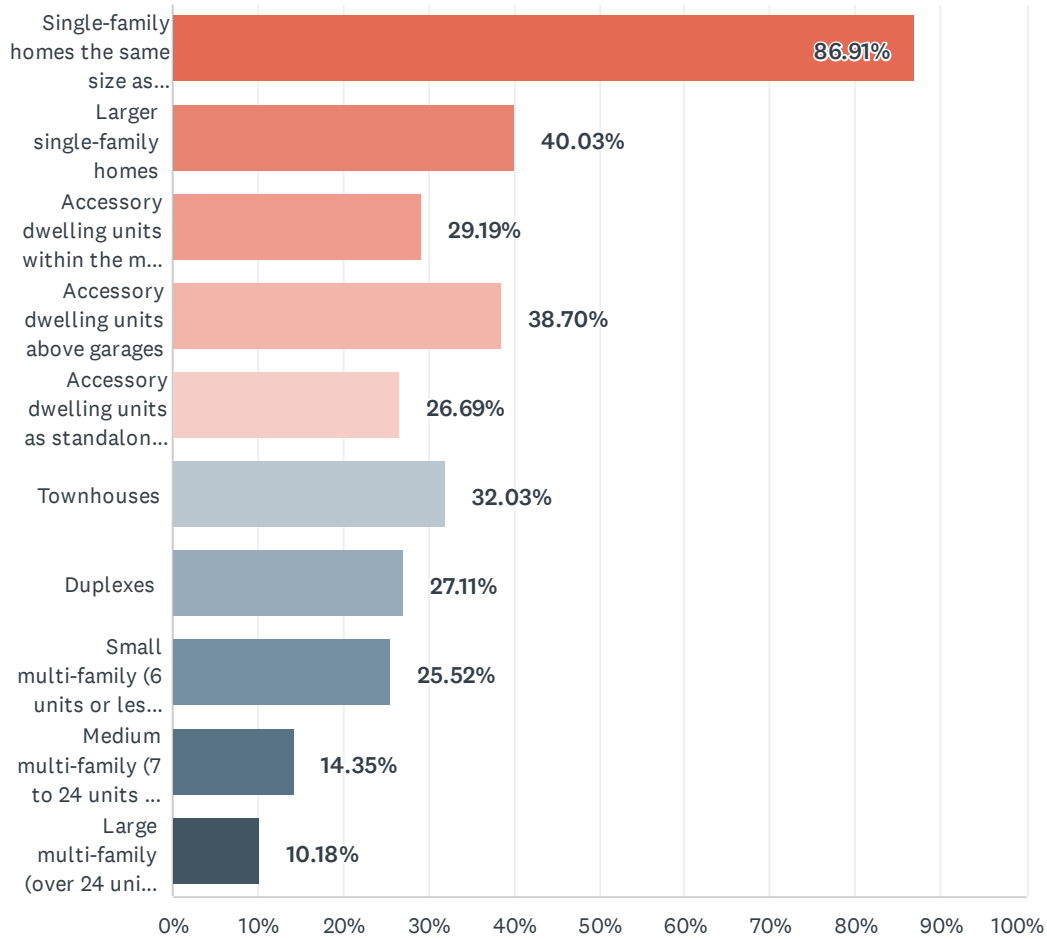
Answered: 1,293 Skipped: 141



	STRONGLY AGREE	SOMEWHAT AGREE	NEUTRAL	SOMEWHAT DISAGREE	STRONGLY DISAGREE	TOTAL
The current housing options in Royal Oak are adequate for me to stay in my neighborhood for the foreseeable future, or move to a neighborhood of my choosing within Royal Oak.	39.63% 510	27.35% 352	11.89% 153	14.45% 186	6.68% 86	1,287
People who are employed in Royal Oak (including teachers, municipal employees, hospital workers, etc.) should be able to afford to live in Royal Oak.	59.94% 772	16.85% 217	12.73% 164	7.07% 91	3.42% 44	1,288
I have concerns about the cost of housing in Royal Oak.	32.79% 421	32.09% 412	19.78% 254	7.01% 90	8.33% 107	1,284
Existing Royal Oak neighborhoods should accommodate more housing.	12.04% 154	11.88% 152	20.33% 260	17.75% 227	38.00% 486	1,279
Downtown Royal Oak should accommodate more housing.	14.42% 185	15.74% 202	24.08% 309	16.13% 207	29.62% 380	1,283
Major roads and other areas outside of Royal Oak neighborhoods should accommodate more housing.	12.51% 160	16.89% 216	33.46% 428	13.76% 176	23.38% 299	1,279

Q20 Would you support any of the following housing types being added in your neighborhood? Please select all that apply:

Answered: 1,199 Skipped: 235

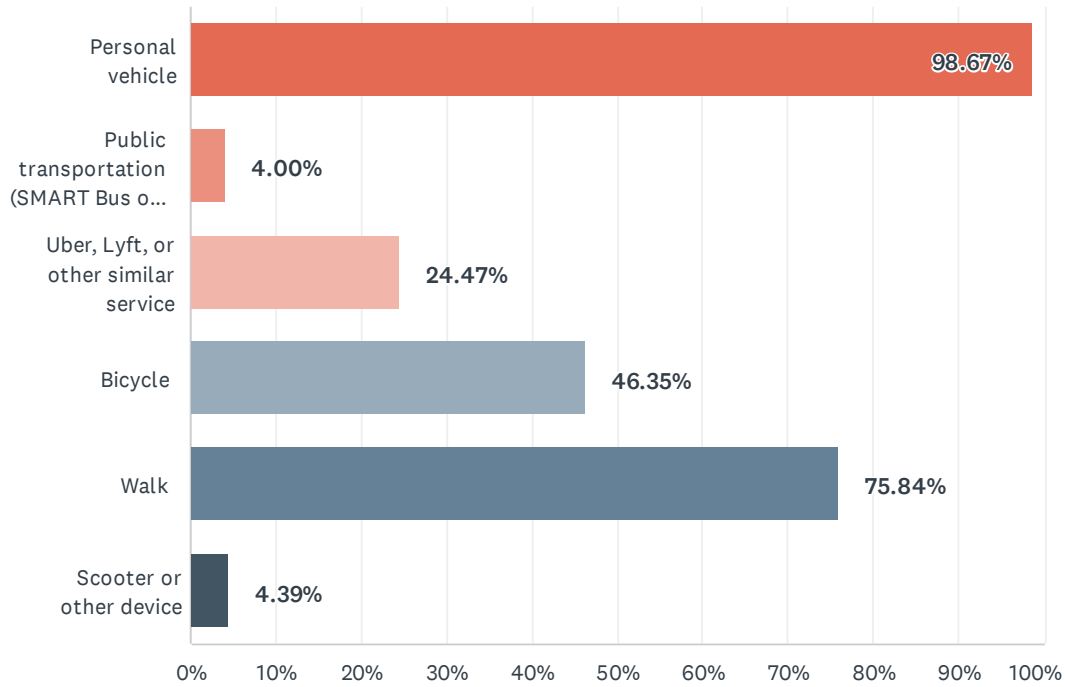


Royal Oak Master Plan Survey #1

ANSWER CHOICES	RESPONSES	
Single-family homes the same size as existing	86.91%	1,042
Larger single-family homes	40.03%	480
Accessory dwelling units within the main house	29.19%	350
Accessory dwelling units above garages	38.70%	464
Accessory dwelling units as standalone structures	26.69%	320
Townhouses	32.03%	384
Duplexes	27.11%	325
Small multi-family (6 units or less per property)	25.52%	306
Medium multi-family (7 to 24 units per property)	14.35%	172
Large multi-family (over 24 units per property)	10.18%	122
Total Respondents: 1,199		

Q21 Which methods of transportation do you use to travel within Royal Oak?

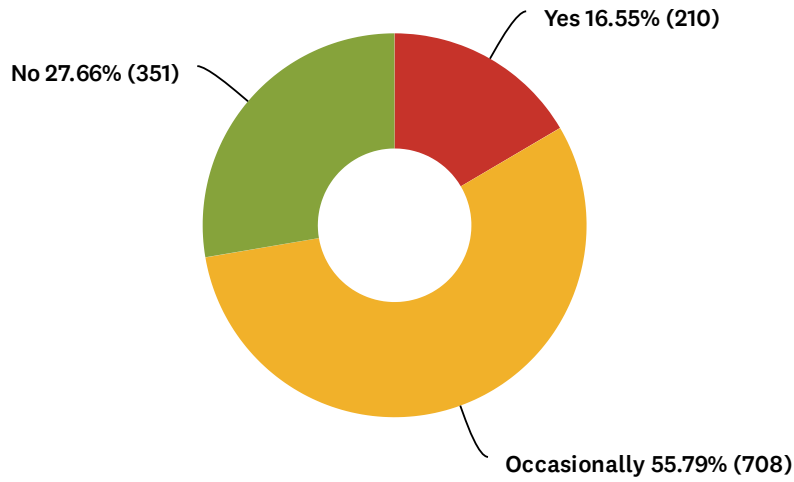
Answered: 1,275 Skipped: 159



ANSWER CHOICES	RESPONSES	
Personal vehicle	98.67%	1,258
Public transportation (SMART Bus or other SMART service)	4.00%	51
Uber, Lyft, or other similar service	24.47%	312
Bicycle	46.35%	591
Walk	75.84%	967
Scooter or other device	4.39%	56
Total Respondents: 1,275		

Q22 Do you feel that traffic congestion is an issue in Royal Oak?

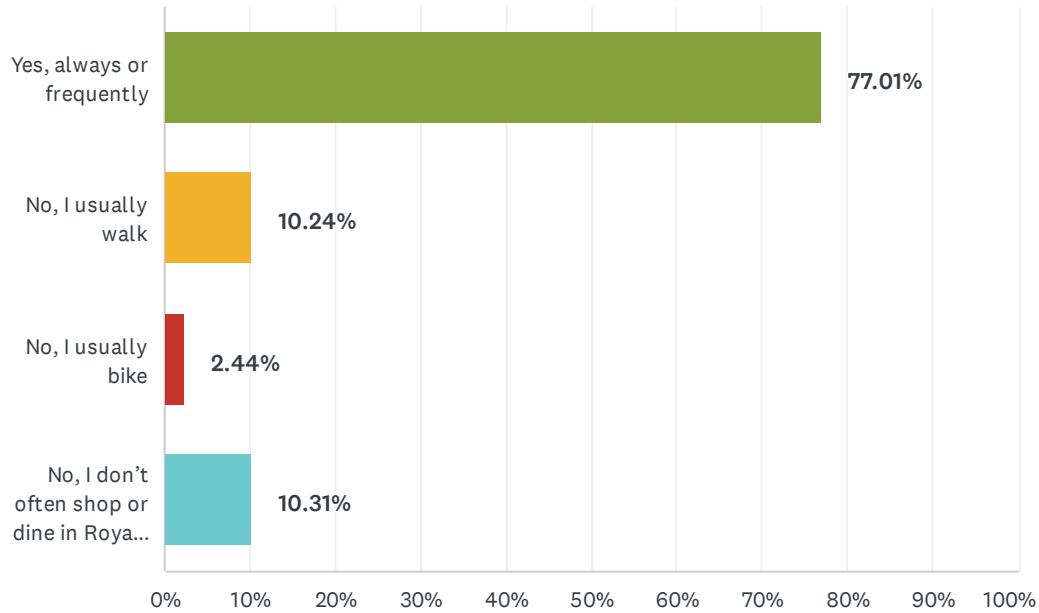
Answered: 1,269 Skipped: 165



ANSWER CHOICES	RESPONSES	
Yes	16.55%	210
Occasionally	55.79%	708
No	27.66%	351
TOTAL		1,269

Q23 Do you drive to the City's commercial districts and corridors (Downtown, Woodward Avenue, 11 Mile, etc.)?

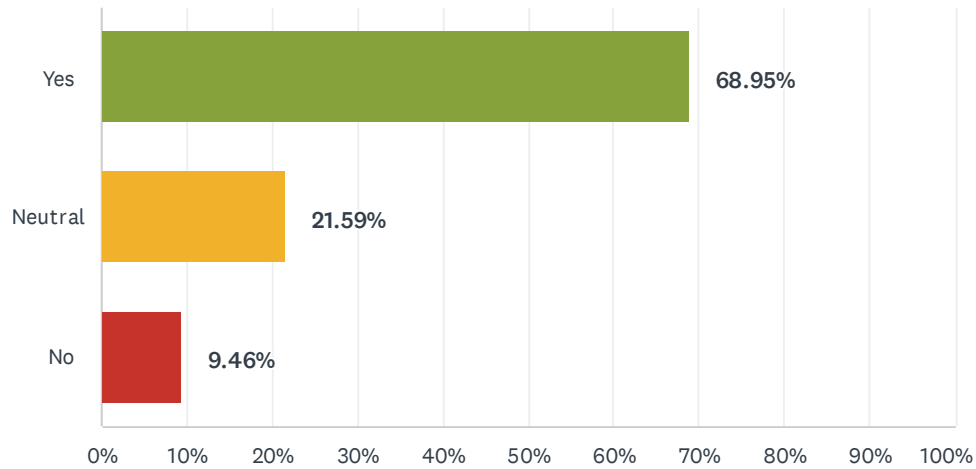
Answered: 1,270 Skipped: 164



ANSWER CHOICES	RESPONSES	
Yes, always or frequently	77.01%	978
No, I usually walk	10.24%	130
No, I usually bike	2.44%	31
No, I don't often shop or dine in Royal Oak	10.31%	131
TOTAL		1,270

Q24 Do you feel you have safe and convenient access to the City's commercial districts and corridors (Downtown, Woodward Avenue, 11 Mile, etc.)?

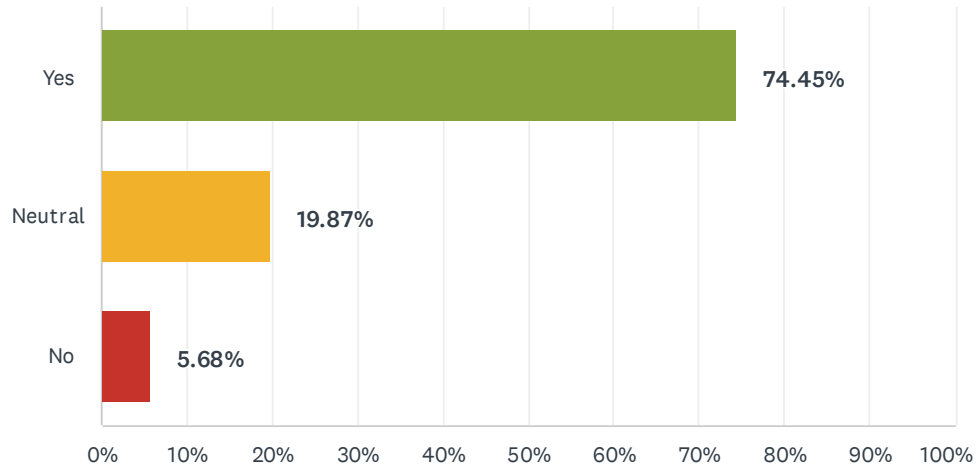
Answered: 1,269 Skipped: 165



ANSWER CHOICES	RESPONSES	
Yes	68.95%	875
Neutral	21.59%	274
No	9.46%	120
TOTAL		1,269

Q25 Do you feel you have safe and convenient access to commercial goods and services within your neighborhood?

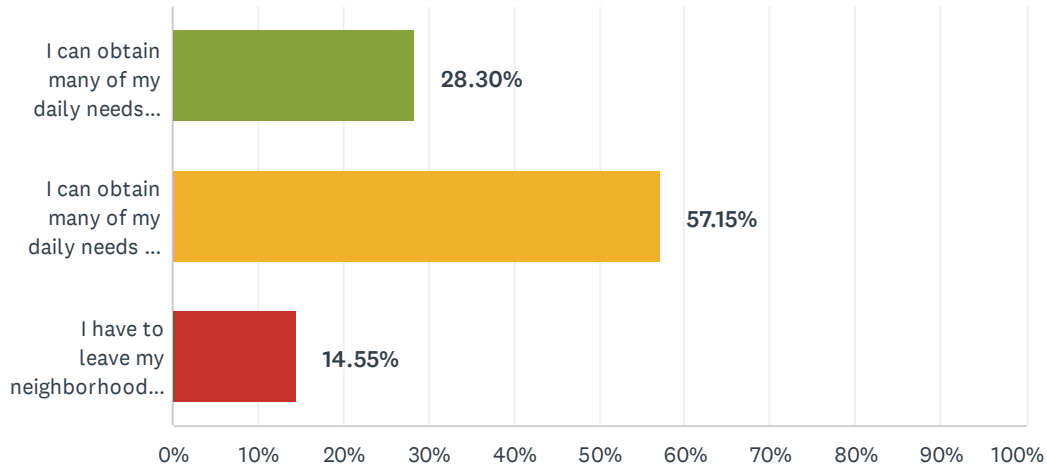
Answered: 1,268 Skipped: 166



ANSWER CHOICES	RESPONSES	
Yes	74.45%	944
Neutral	19.87%	252
No	5.68%	72
TOTAL		1,268

Q26 What best describes the amount and quality of goods and services available in your neighborhood?

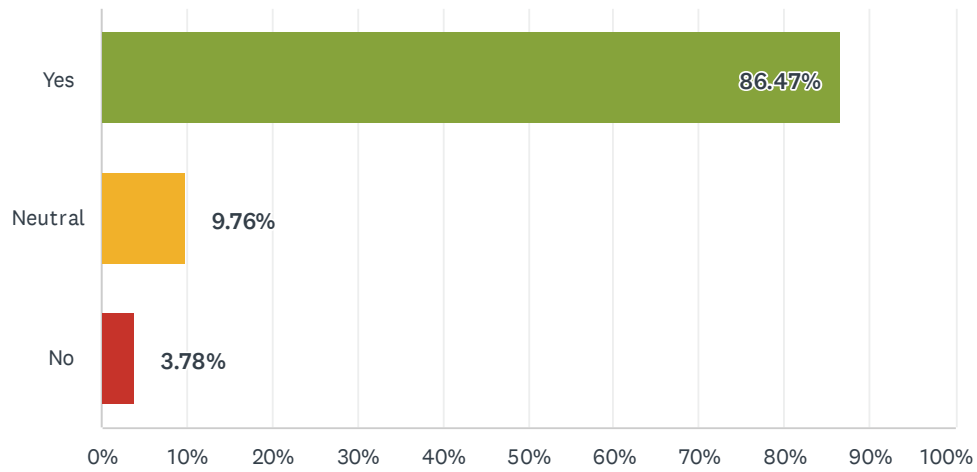
Answered: 1,265 Skipped: 169



ANSWER CHOICES	RESPONSES	
I can obtain many of my daily needs within my neighborhood.	28.30%	358
I can obtain many of my daily needs in a convenient trip near my neighborhood.	57.15%	723
I have to leave my neighborhood for most or all of my daily needs.	14.55%	184
TOTAL		1,265

Q27 Do you feel that you have safe and convenient access to parks?

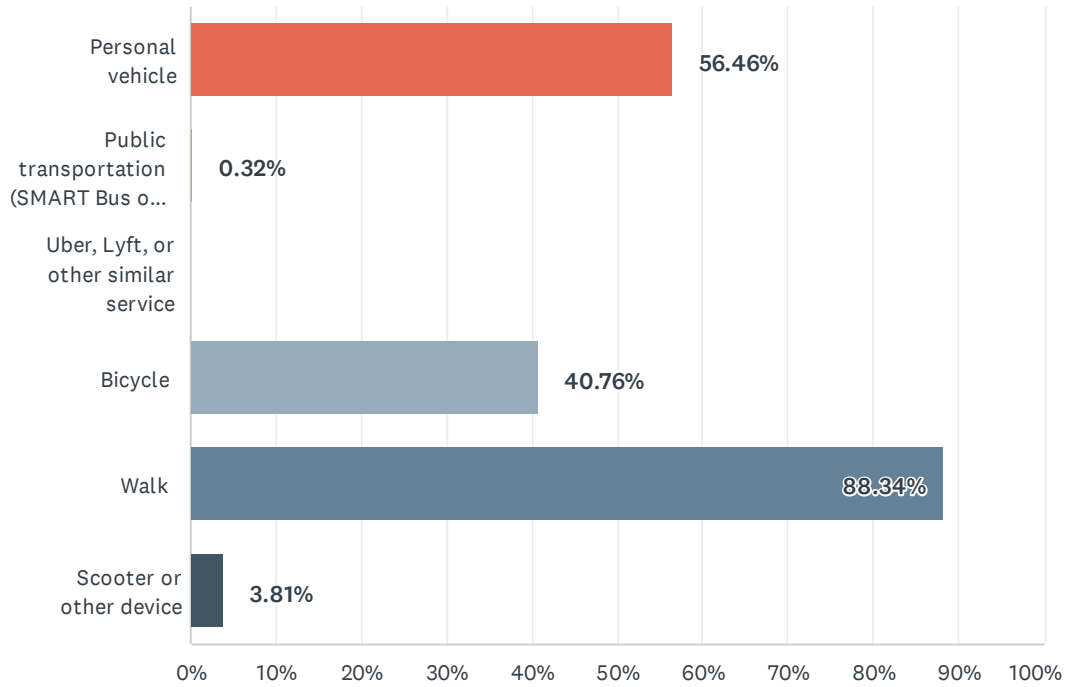
Answered: 1,271 Skipped: 163



ANSWER CHOICES	RESPONSES	
Yes	86.47%	1,099
Neutral	9.76%	124
No	3.78%	48
TOTAL		1,271

Q28 How do you get to parks (select all that apply)?

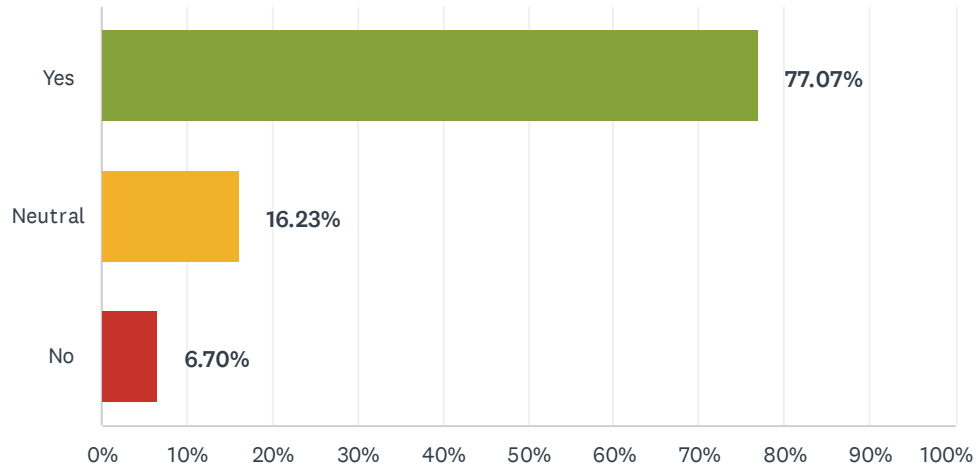
Answered: 1,261 Skipped: 173



ANSWER CHOICES	RESPONSES	
Personal vehicle	56.46%	712
Public transportation (SMART Bus or other SMART service)	0.32%	4
Uber, Lyft, or other similar service	0.00%	0
Bicycle	40.76%	514
Walk	88.34%	1,114
Scooter or other device	3.81%	48
Total Respondents: 1,261		

Q29 Do you feel that you have safe and convenient access to libraries, schools, and other community facilities?

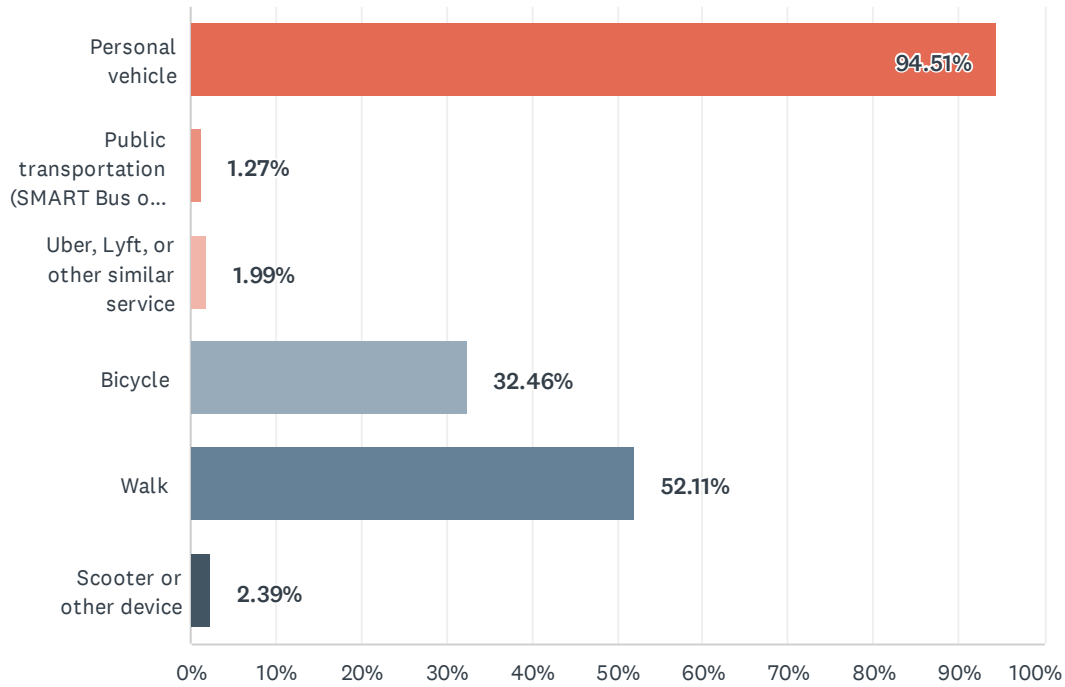
Answered: 1,269 Skipped: 165



ANSWER CHOICES	RESPONSES	
Yes	77.07%	978
Neutral	16.23%	206
No	6.70%	85
TOTAL		1,269

Q30 How do you get to community facilities?

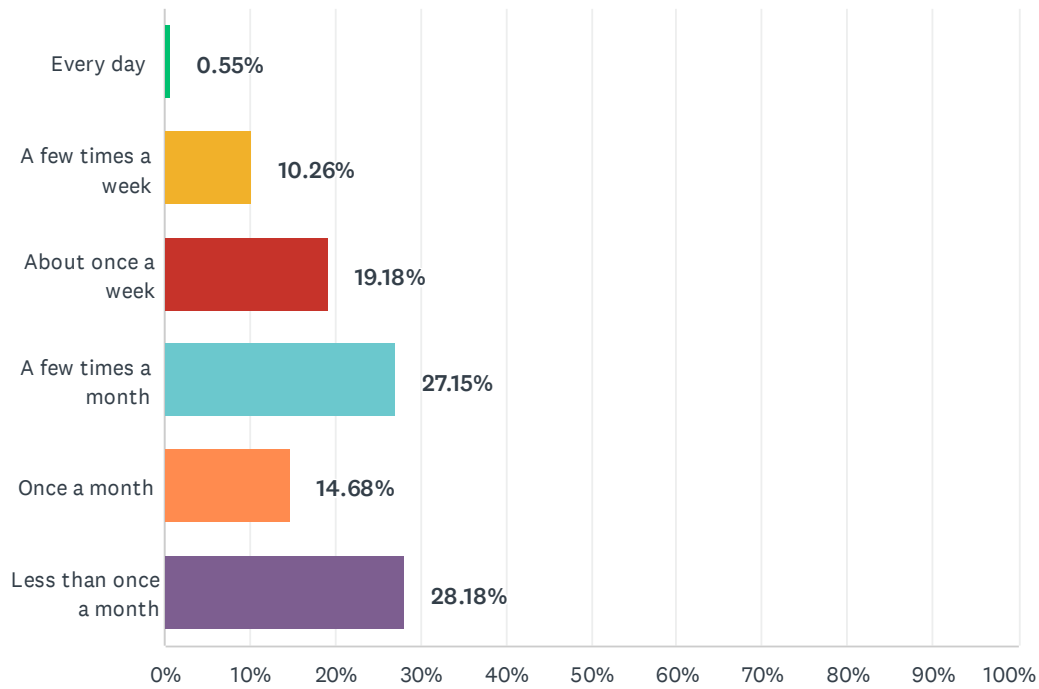
Answered: 1,257 Skipped: 177



ANSWER CHOICES	RESPONSES	
Personal vehicle	94.51%	1,188
Public transportation (SMART Bus or other SMART service)	1.27%	16
Uber, Lyft, or other similar service	1.99%	25
Bicycle	32.46%	408
Walk	52.11%	655
Scooter or other device	2.39%	30
Total Respondents: 1,257		

Q31 How often do you dine out in Royal Oak?

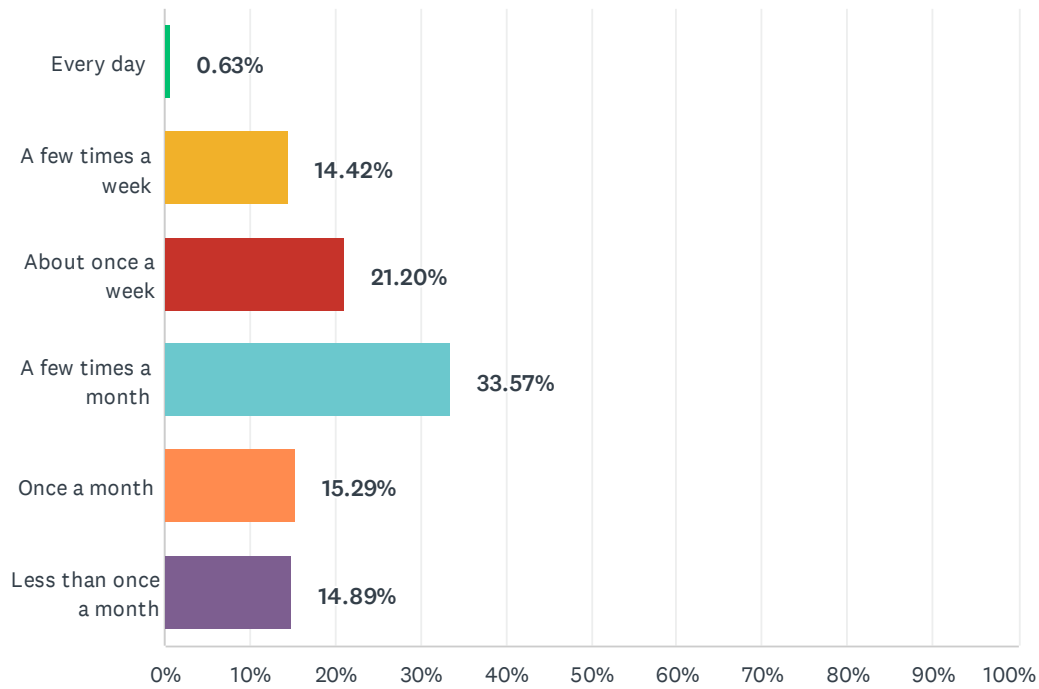
Answered: 1,267 Skipped: 167



ANSWER CHOICES	RESPONSES	
Every day	0.55%	7
A few times a week	10.26%	130
About once a week	19.18%	243
A few times a month	27.15%	344
Once a month	14.68%	186
Less than once a month	28.18%	357
TOTAL		1,267

Q32 How often do you dine out outside of Royal Oak?

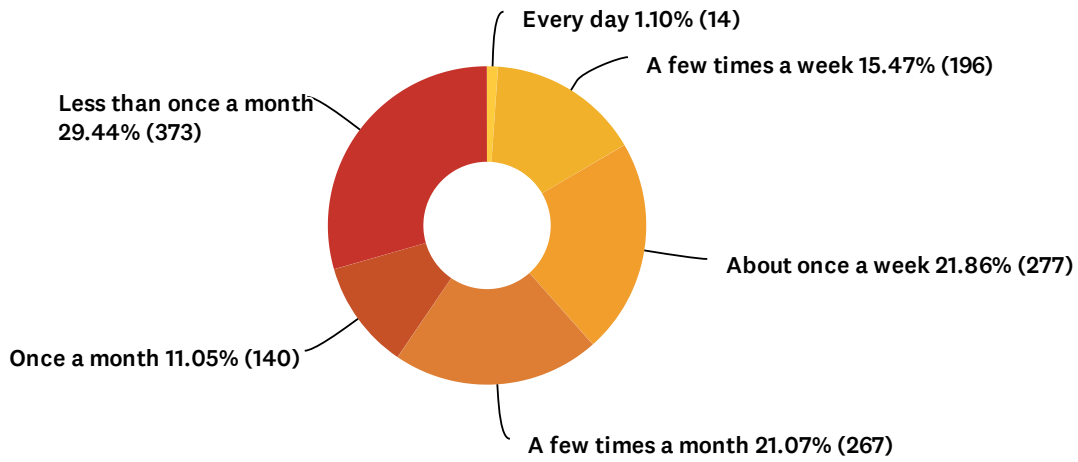
Answered: 1,269 Skipped: 165



ANSWER CHOICES	RESPONSES	
Every day	0.63%	8
A few times a week	14.42%	183
About once a week	21.20%	269
A few times a month	33.57%	426
Once a month	15.29%	194
Less than once a month	14.89%	189
TOTAL		1,269

Q33 How often do you shop in Royal Oak?

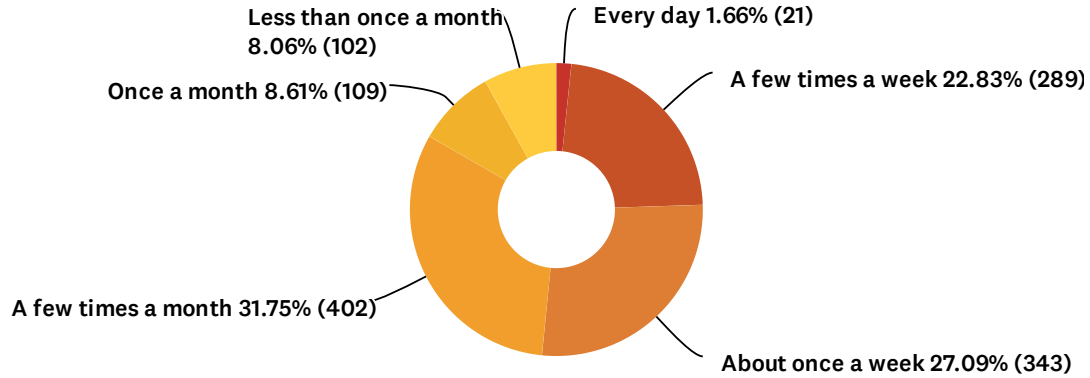
Answered: 1,267 Skipped: 167



ANSWER CHOICES	RESPONSES	
Every day	1.10%	14
A few times a week	15.47%	196
About once a week	21.86%	277
A few times a month	21.07%	267
Once a month	11.05%	140
Less than once a month	29.44%	373
TOTAL		1,267

Q34 How often do you shop outside of Royal Oak?

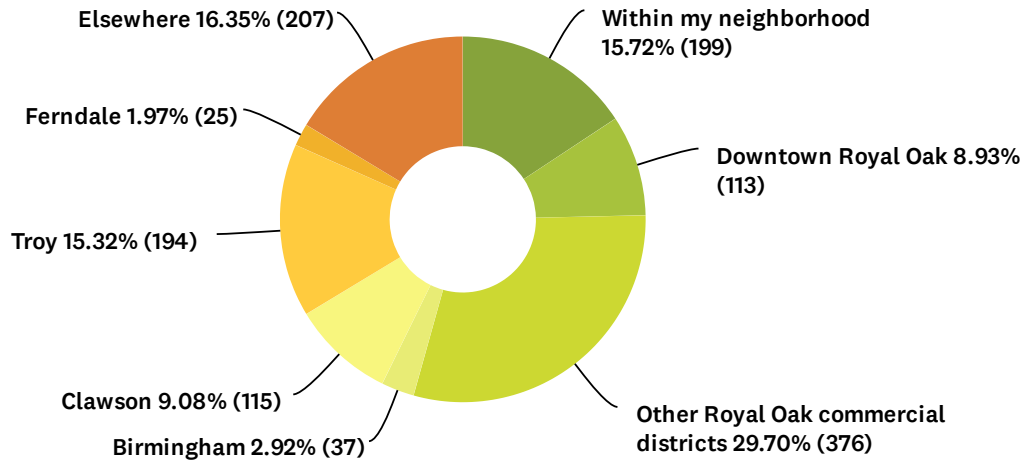
Answered: 1,266 Skipped: 168



ANSWER CHOICES	RESPONSES	
Every day	1.66%	21
A few times a week	22.83%	289
About once a week	27.09%	343
A few times a month	31.75%	402
Once a month	8.61%	109
Less than once a month	8.06%	102
TOTAL		1,266

Q35 Where do you most frequently go for goods and services?

Answered: 1,266 Skipped: 168



ANSWER CHOICES	RESPONSES	
Within my neighborhood	15.72%	199
Downtown Royal Oak	8.93%	113
Other Royal Oak commercial districts	29.70%	376
Birmingham	2.92%	37
Clawson	9.08%	115
Troy	15.32%	194
Ferndale	1.97%	25
Elsewhere	16.35%	207
TOTAL		1,266

Q36 What are your favorite shops and restaurants in Royal Oak?

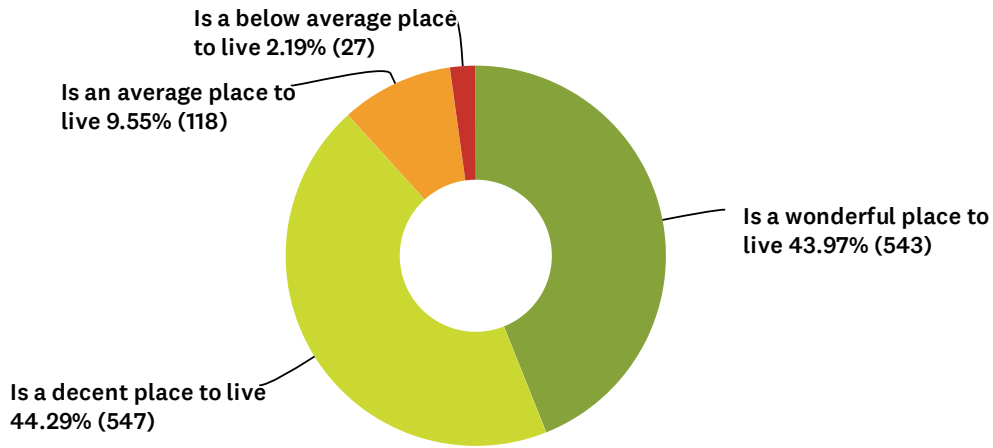
Answered: 919 Skipped: 515

Q37 What are your favorite shops and restaurants outside of Royal Oak?

Answered: 830 Skipped: 604

Q38 Overall, I feel that Royal Oak:

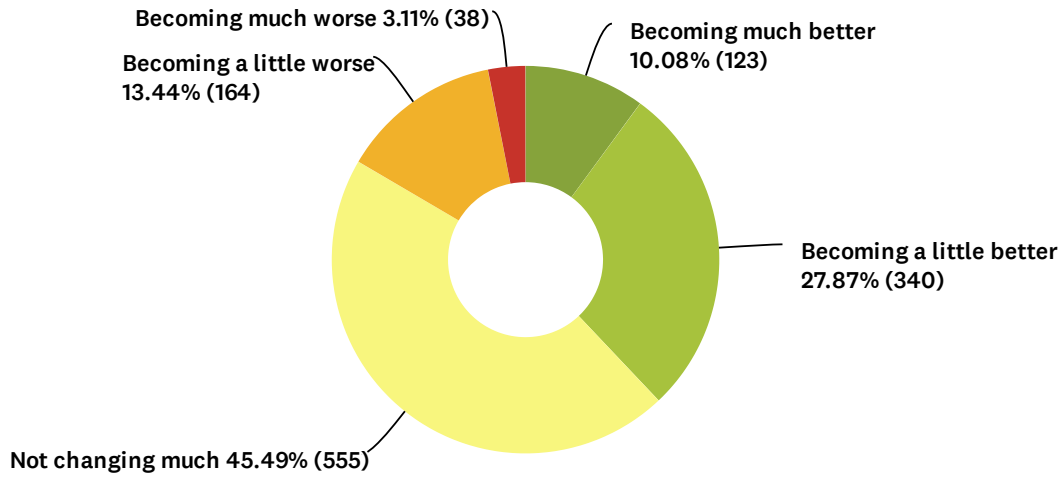
Answered: 1,235 Skipped: 199



ANSWER CHOICES	RESPONSES	
Is a wonderful place to live	43.97%	543
Is a decent place to live	44.29%	547
Is an average place to live	9.55%	118
Is a below average place to live	2.19%	27
TOTAL		1,235

Q39 My Royal Oak neighborhood is:

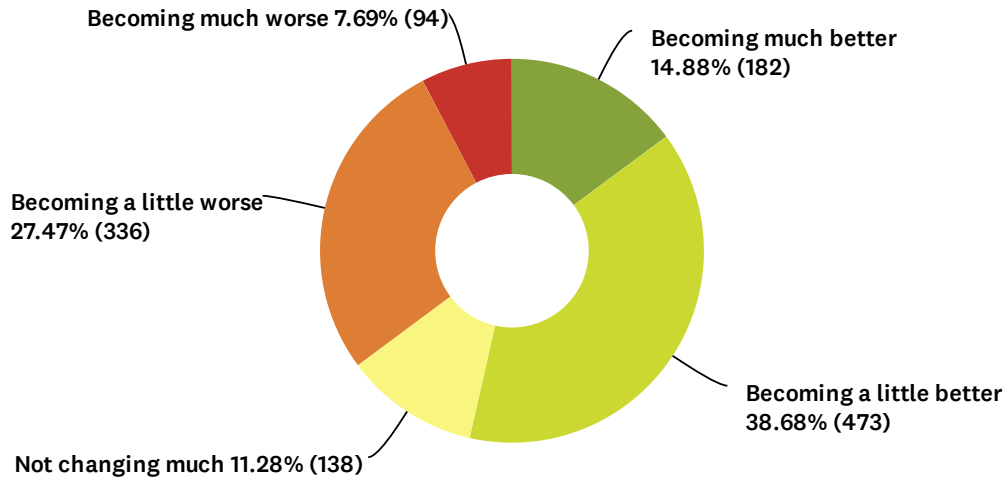
Answered: 1,232 Skipped: 202



ANSWER CHOICES	RESPONSES	
Becoming much better	10.08%	123
Becoming a little better	27.87%	340
Not changing much	45.49%	555
Becoming a little worse	13.44%	164
Becoming much worse	3.11%	38
TOTAL		1,220

Q40 Overall, Royal Oak is:

Answered: 1,223 Skipped: 211



ANSWER CHOICES	RESPONSES	
Becoming much better	14.88%	182
Becoming a little better	38.68%	473
Not changing much	11.28%	138
Becoming a little worse	27.47%	336
Becoming much worse	7.69%	94
TOTAL		1,223

Q41 What are your primary concerns (if any) regarding future growth in Royal Oak?

Answered: 1,049 Skipped: 385

Q42 Please provide any additional input or ideas that you believe is important to consider in the formulation of a new Master Plan for Royal Oak. (Note: Citywide Master Plans serve multiple purposes, from governing how land should be used in the future to prioritizing municipal capital investments over a decade or more. In Michigan, Master Plans are the legal basis for zoning and set a vision for the future of a community's development environment.)

Answered: 798 Skipped: 636